

# POČET CUDZINCOV NA SLOVENSKU

štatistiky k 30.6.2020

## SPOLU

145 940 (100 %)

## Štátni príslušníci tretích krajín

88 245 (60.47 %)

## Občania EÚ

57 695 (39.53 %)

# PODIEL CUDZINCOV NA OBYVATEĽSTVE SLOVENSKA

štatistiky k 30.6.2020

## SPOLU

145 940 (2,67 %)\*

## Štátni príslušníci tretích krajín

88 245 (1,62 %)\*

## Občania EÚ

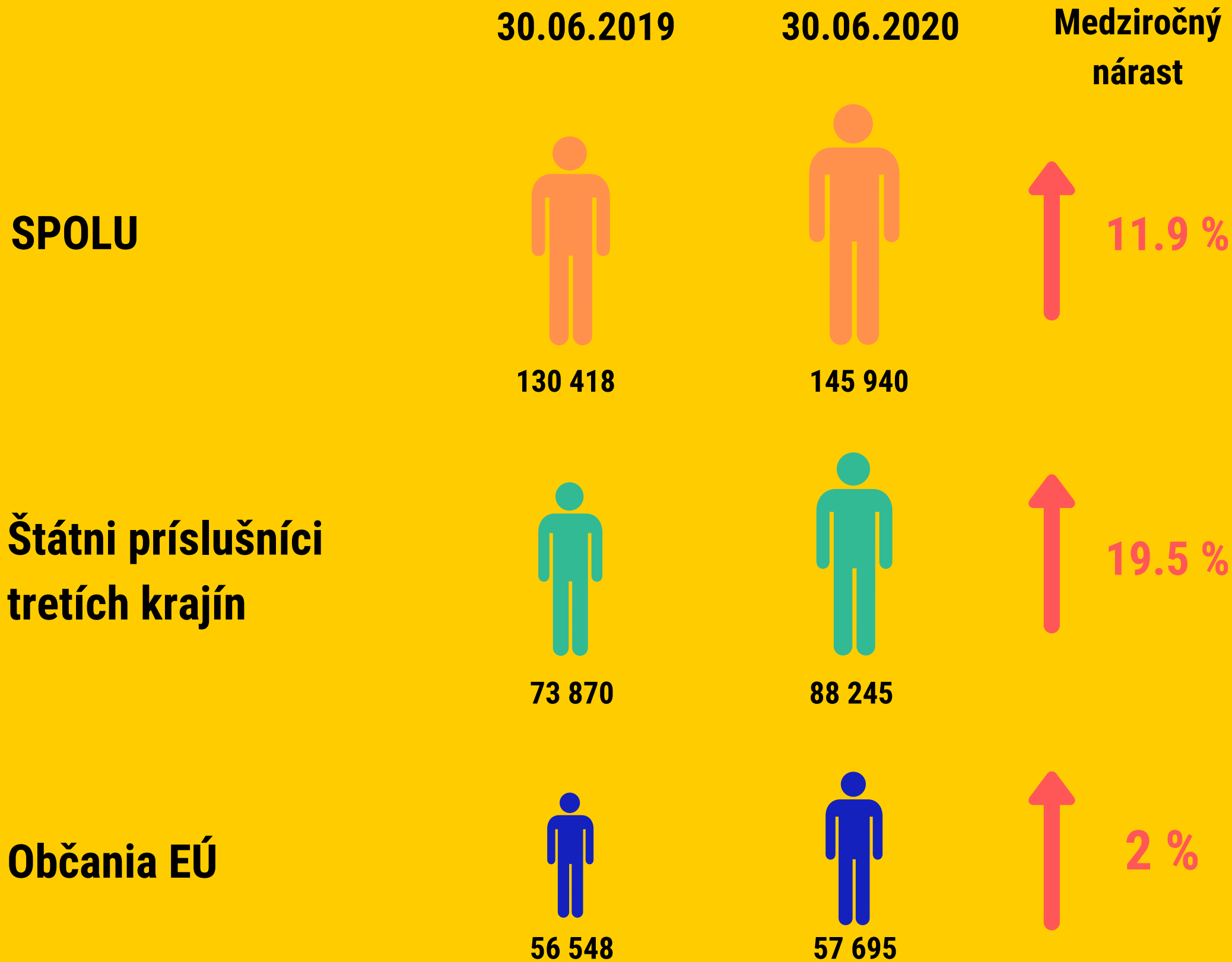
57 695 (1,05 %)\*

\*podiel na celkovom počte obyvateľov (5 457 926, podľa dát Štatistického úradu SR ku dňu 31.03.2020)

# NÁRAST POČTU CUDZINCŮV NA SLOVENSKU

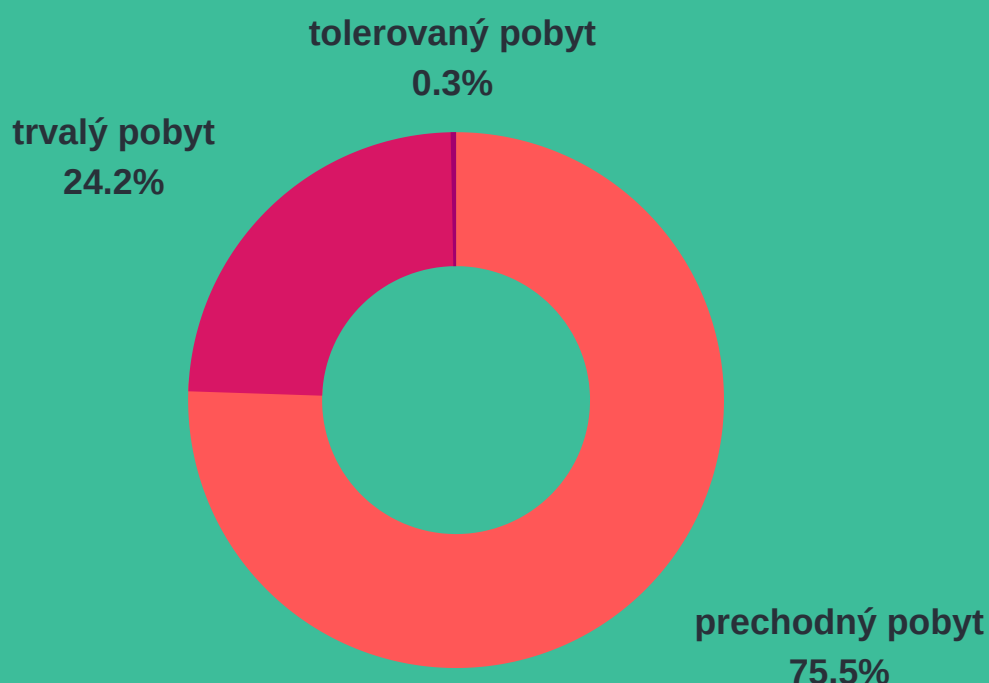
HUĀN  
RIGHTS  
LEAGUE  
LIGA ZA LUDSKÉ PRÁVA

štatistiky k 30.6.2020



# PODĽA TYPU POBYTU CUDZINCOV\* NA SLOVENSKU

Štatistiky k 30.6.2020



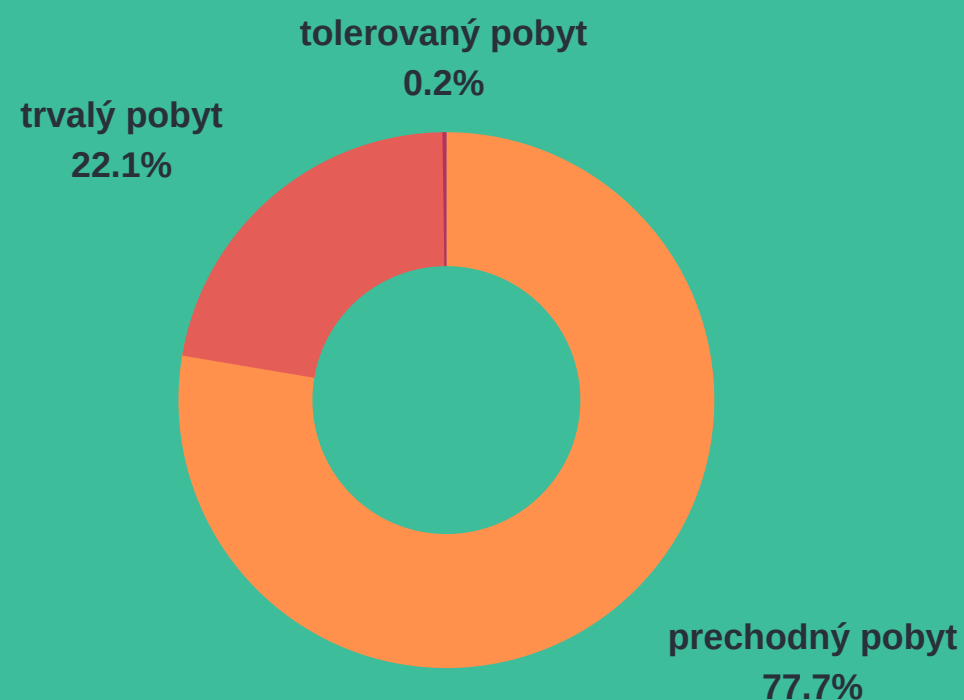
**30.06.2019**

Prechodný pobyt: **55 953**

Trvalý pobyt: **17 893**

Tolerovaný pobyt: **24**

**SPOLU: 73 870**



**30.06.2020**

Prechodný pobyt: **68 676**


Trvalý pobyt: **19 548**

Tolerovaný pobyt: **21**

**SPOLU: 88 245**

# TOP 10 KRAJÍN PÔVODU CUDZINCOV\* NA SLOVENSKU

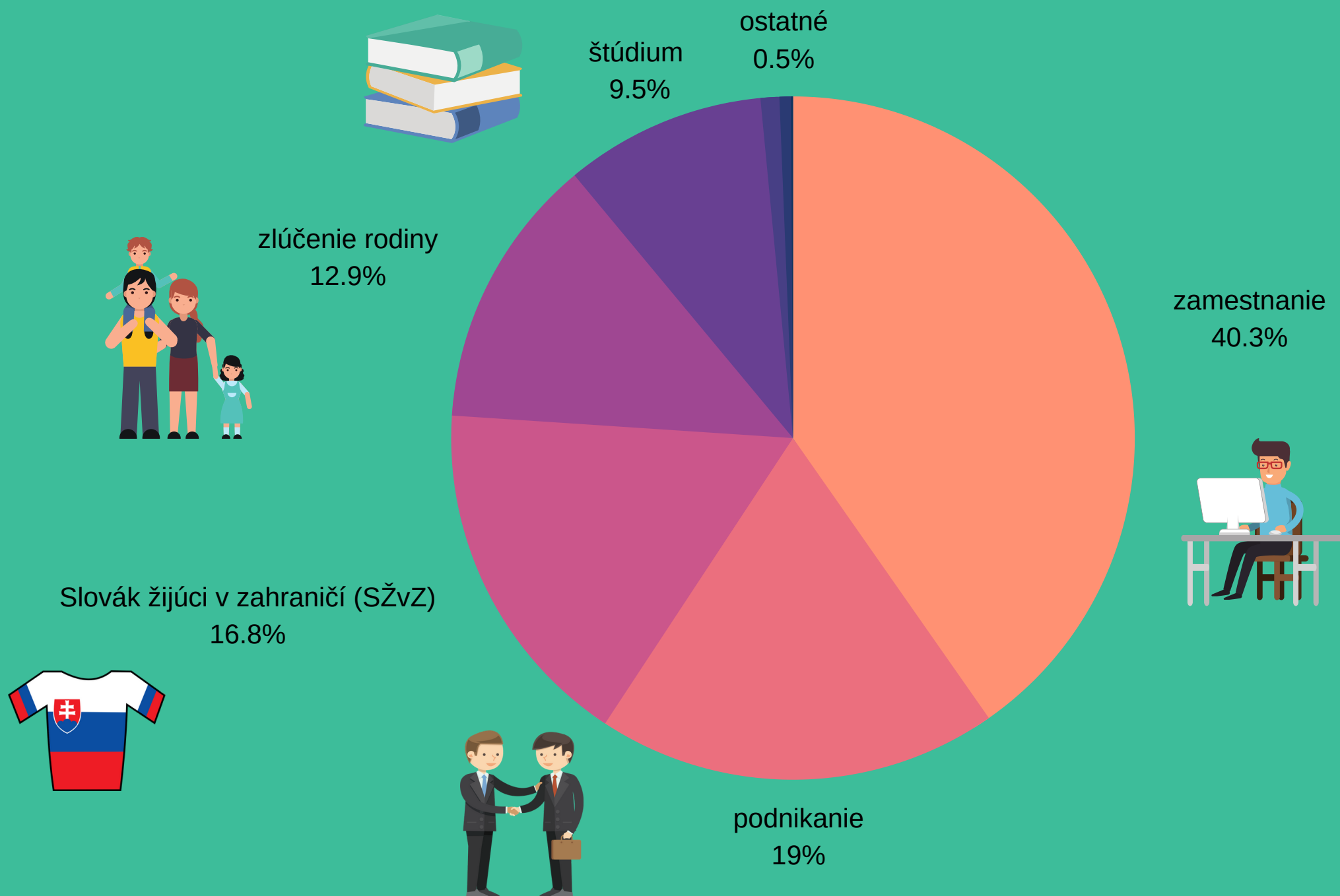
Štatistiky k 30.6.2020



<b>Ukrajina: 39 578</b>	<b>Rusko: 5 317</b>	<b>Kórejská republika: 1 515</b>	<b>USA: 1 049</b>
<b>Srbsko: 16 659</b>	<b>Čína: 2 707</b>	<b>Irán: 1 288</b>	<b>India: 1 042</b>
<b>Vietnam: 6 413</b>	<b>Severné Macedónsko: 1 683</b>		

# ÚČEL POBYTU CUDZINCOV\* S PRECHODNÝM POBYTOM

štatistiky k 30.6.2020

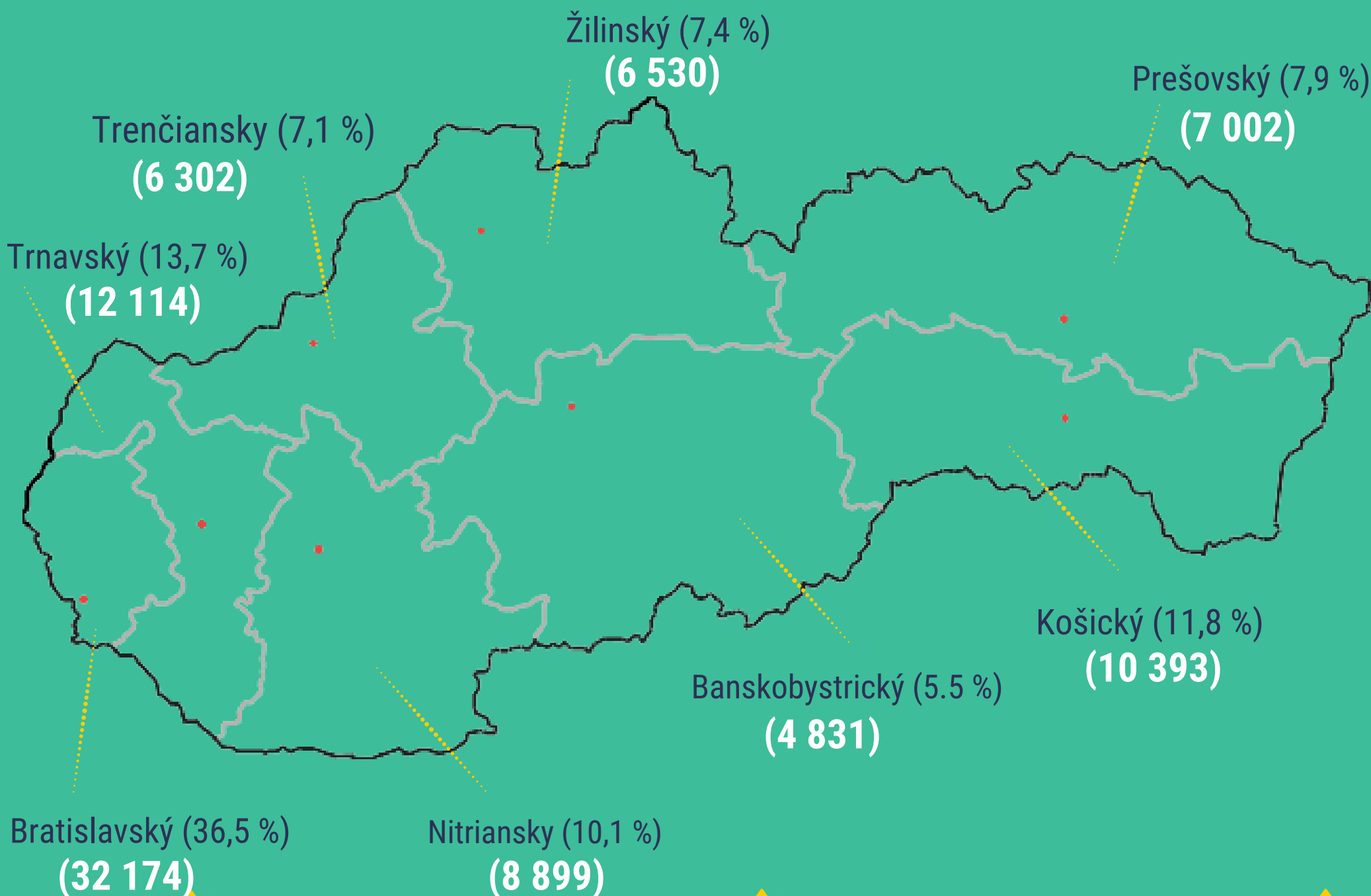


Zamestnanie: 27 667 Podnikanie: 13 033 SŽvZ: 11 529 Výskum a vývoj: 65

Zlúčenie rodiny: 8 868 Štúdium: 6 534 Osobitná činnosť: 609 Ostatné: 371

# ROZDELENIE CUDZINCOV\* PODĽA KRAJOV

štatistiky k 30.6.2020



# NUMBER OF FOREIGNERS LIVING IN SLOVAKIA

statistics as of 30.6.2020

## TOTAL

145 940 (100 %)

## Third country nationals

88 245 (60.47 %)

## EU citizens

57 695 (39.53 %)



# THE SHARE OF FOREIGNERS IN THE POPULATION OF SLOVAKIA

statistics as of 30.6.2020

## TOTAL

145 940 (2,67 %)\*

## Third country nationals

88 245 (1,62 %)\*


## EU citizens

57 695 (1,05 %)\*

\* share in the total number of citizens (5,457,926, according to the data of the Statistical Office of the Slovak Republic as of 31.03.2020)

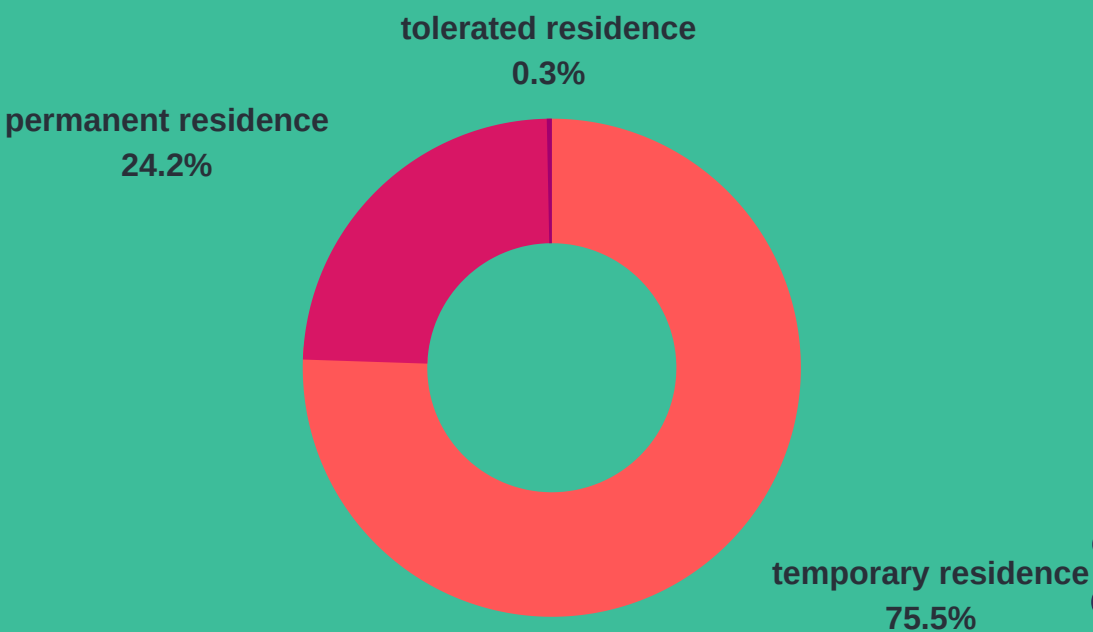
# INCREASE IN THE NUMBER OF FOREIGNERS IN SLOVAKIA

statistics as of 30.6.2020



# ACCORDING TO THE TYPE OF RESIDENCE IN SLOVAKIA

statistics as of 30.6.2020



**30.06.2019**

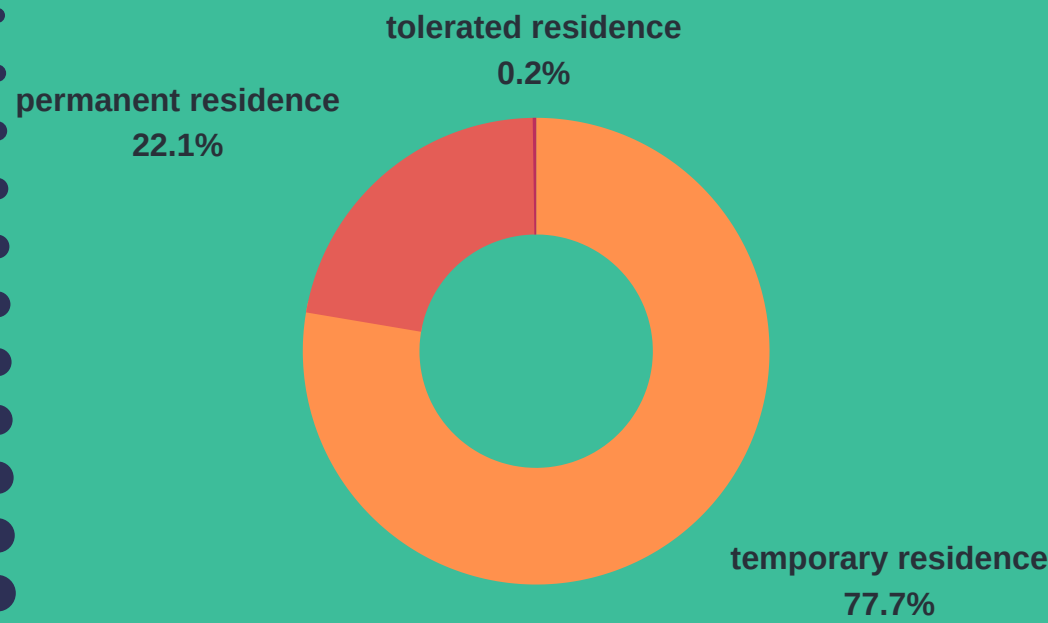
Temporary residence: **55 953**

Permanent residence: **17 893**

Tolerated residence: **24**



**TOTAL: 73 870**



**30.06.2020**

Temporary residence: **68 676**

Permanent residence: **19 548**

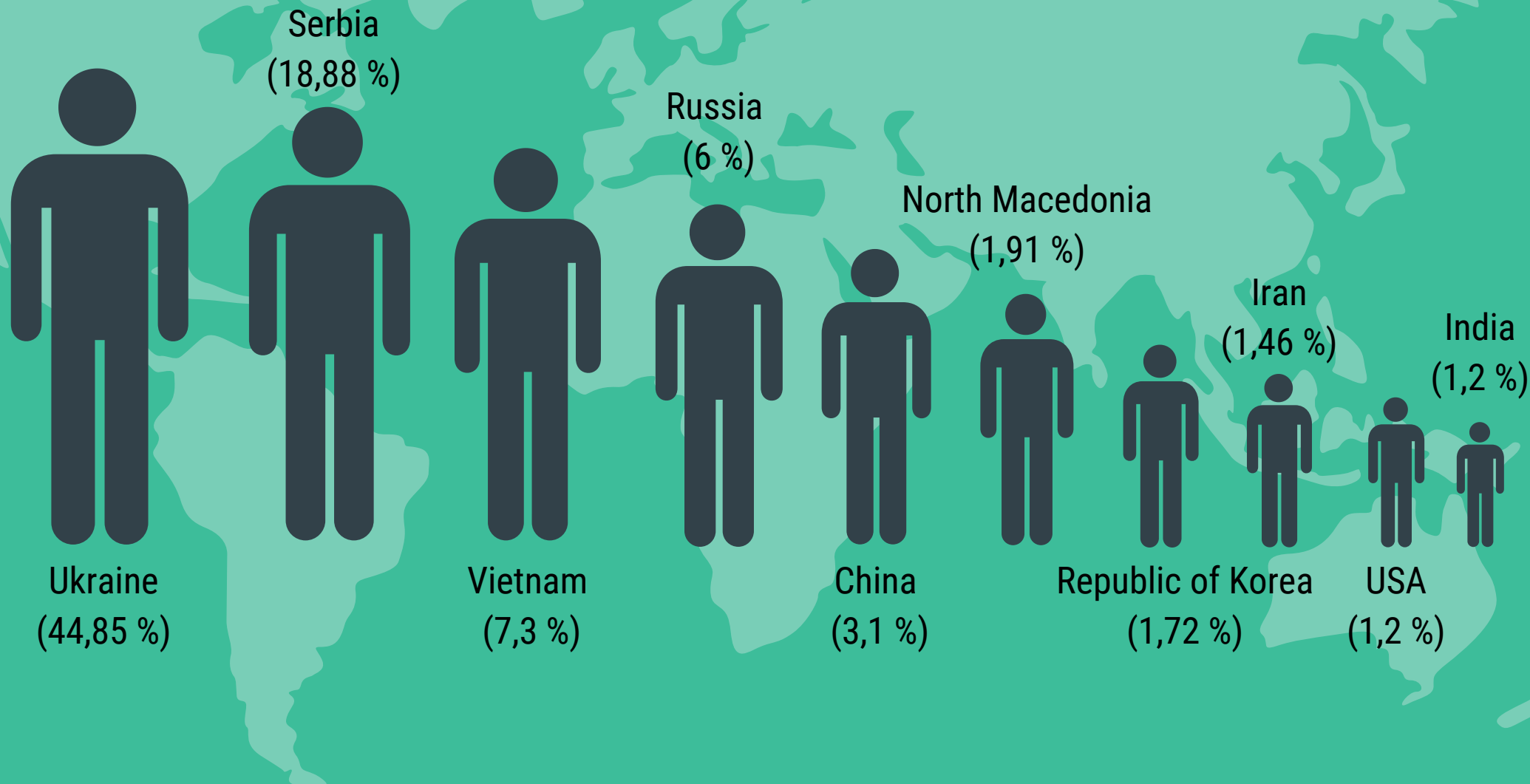
Tolerated residence: **21**



**TOTAL: 88 245**

# TOP 10 COUNTRIES OF ORIGIN OF FOREIGNERS\* IN SLOVAKIA

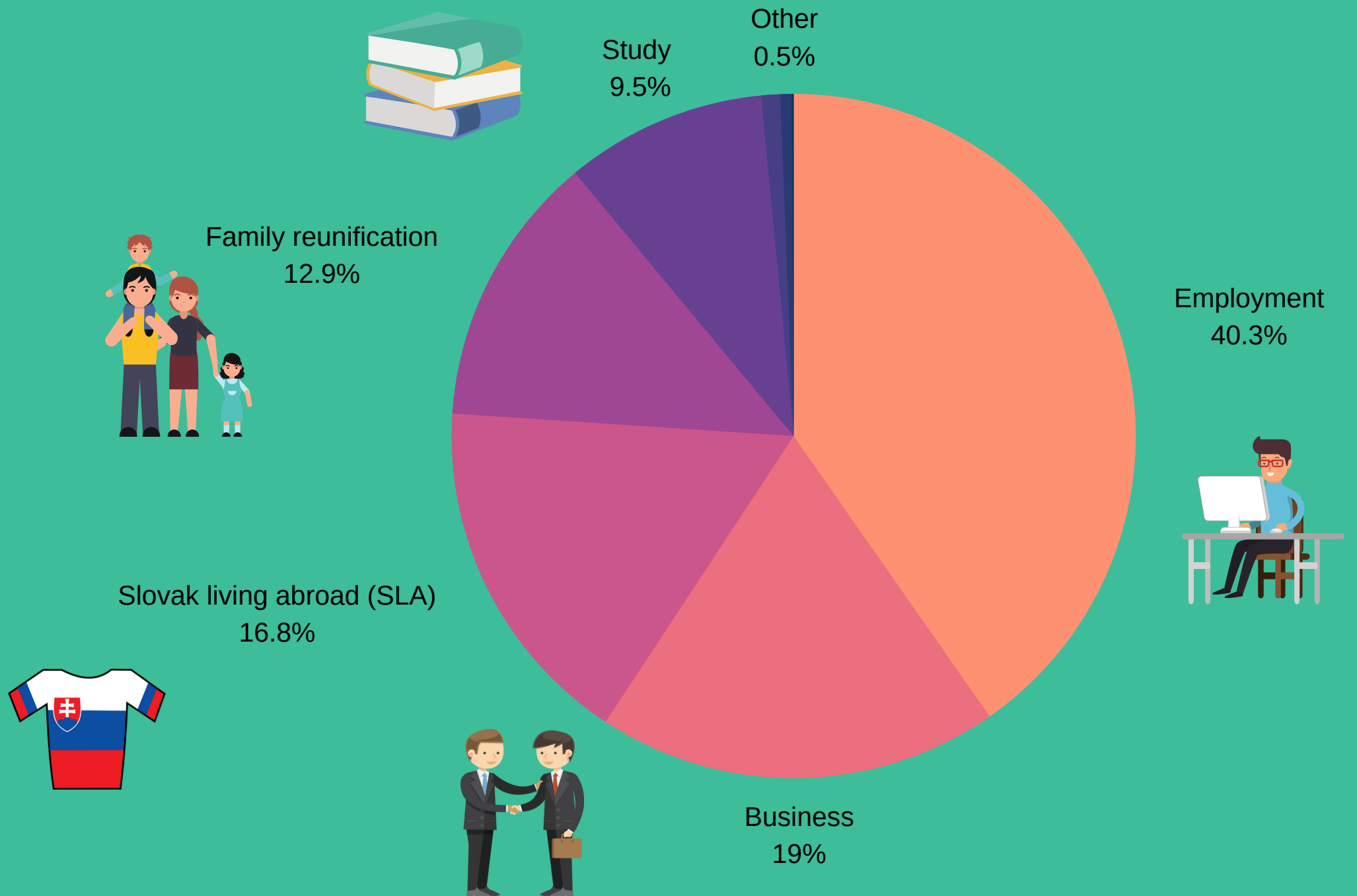
statistics as of 30.6.2020



<b>Ukraine:</b> 39 578	<b>Russia:</b> 5 317	<b>Republic of Korea:</b> 1 515	<b>USA:</b> 1 049
<b>Serbia:</b> 16 659	<b>China:</b> 2 707	<b>Iran:</b> 1 288	<b>India:</b> 1 042
<b>Vietnam:</b> 6 413	<b>North Macedonia:</b> 1 683		

# PURPOSE OF STAY OF FOREIGNERS\* WITH TEMPORARY RESIDENCE

statistics as of 30.6.2020



**Employment: 27 667 Business: 13 033 Family reunification: 8 868 Other: 371**

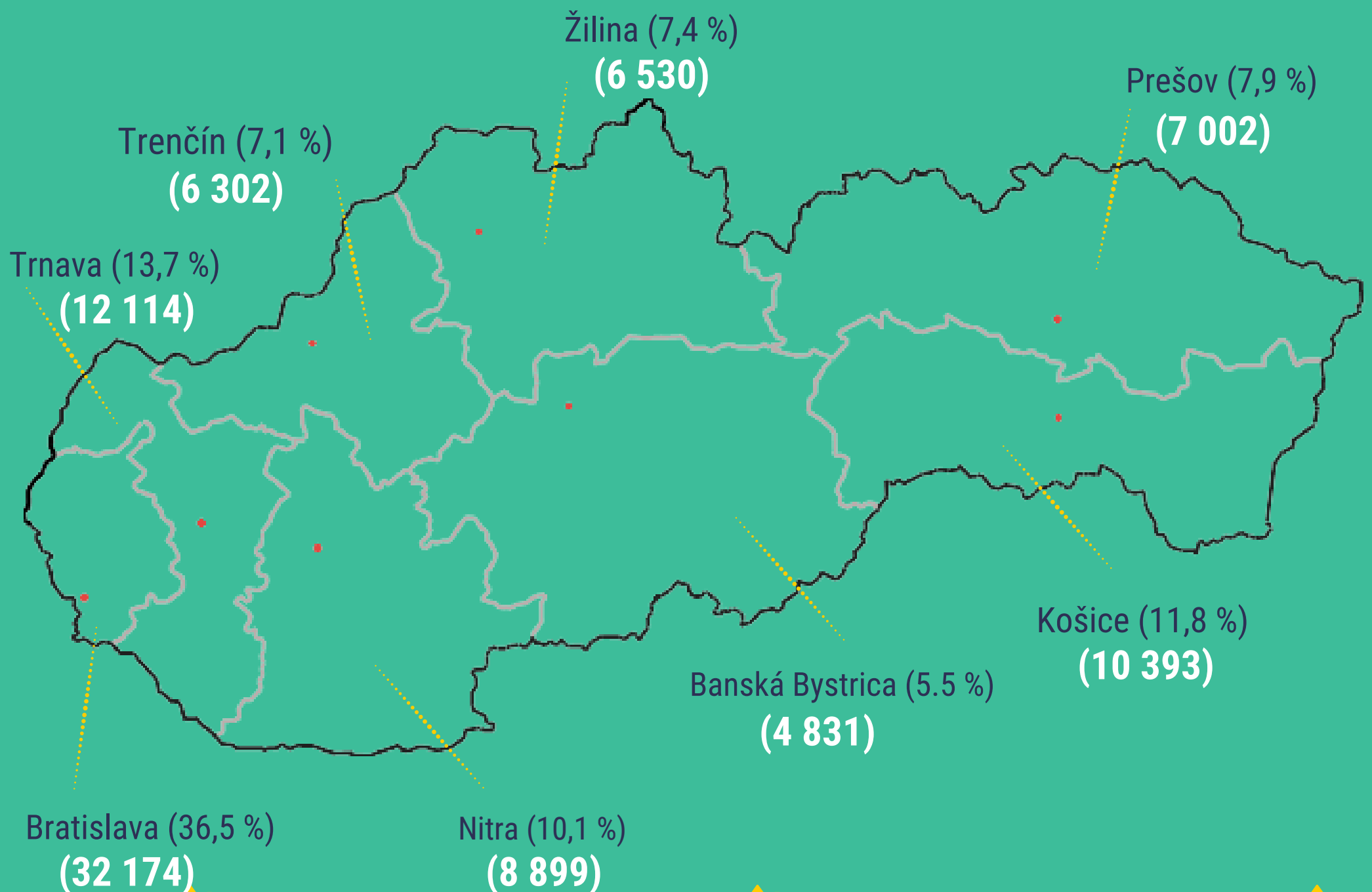
**SLA: 11 529 Study: 6 534 Specific activity: 609 Research & Development: 65**

Source: Statistical overview of legal and illegal migration in the Slovak Republic, 1st half of 2020, BBAP

\*third country nationals only

# DISTRIBUTION OF FOREIGNERS\* BY REGIONS

statistics as of 30.6.2020



\*third country nationals only